



- 1 Solar Panel
- 2 Date of Manufacture
- 3 LCD Display

	<p>FLOW INDICATOR Shows the direction of flow through the meter:</p> <p>ON Water in use. OFF Water not in use. Flashing Water is running slowly. (-) Reverse flow. (+) Forward flow.</p>
	<p>LEAK INDICATOR Displays a possible leak:</p> <p>OFF No leak indicated. Flashing Intermittent leak indicates that water has been used for at least 50 of the 96 15-minute intervals during the previous 24-hour period. On Continuously Indicates water use for all 96 15-minute intervals during the previous 24-hour period.</p>
<p>RATE</p>	<p>RATE OF FLOW Average flow rate is displayed every twelve (12) seconds on LCD display.</p>
	<p>LCD DISPLAY Nine-digit LCD displays the meter reading in billing units of measure: U.S. gallons, cubic feet, Imperial gallons, or cubic metres.</p> <ul style="list-style-type: none"> 1 E-Coder Basic Reading/Customary 6-digit remote reading 2 Customary sweep hand digits 3 E-CoderPLUS Reading (8-digit remote reading)

- Materials
 - Inside Set Housing: polycarbonate
 - Pit Set Housing: copper shell and glass lens
 - Connecting wire: 3-lead #22 AWG
 - Remote receptacles: ABS, nylon, and polycarbonate
- Distance
 - A single register may be located with up to 500 feet (152 m) of wire from receptacle or MIU.
 - Two networked registers can be located with up to 300 feet (91m) of wire from receptacle or MIU.
- Environmental Conditions
 - Operating temperature: 15°F to 149°F (-10°C to 65°C)
 - Storage temperature: -40°F to 158°F (-40°C to 70°C)
 - Operating humidity: 0 to 100% (pit version)
- Register
 - Warranty: 10 years

- Sizes
 - Available for all sizes and makes of current Neptune meters
- Electronic Accessory Equipment
 - R900 Wall and Pit RF MIUs
 - R450 Wall and Pit RF MIUs
- Data Collection Systems
 - Pocket ProReader
 - Advantage
 - CE5320
 - MRX920™
 - R900® Gateways
- Units of Measure
 - US Gallons, Cubic Feet, Imperial Gallons, Cubic Metres
- 9-digit local registration
- 8-digit remote registration
- 4-8 digits can be communicated for billing

Neptune Technology Group Inc.
1600 Alabama Highway 229
Tallassee, AL 36078
USA
Tel: (800) 633-8754
Fax: (334) 283-7293

Neptune Technology Group (Canada) Ltd.
7275 West Credit Avenue
Mississauga, Ontario
L5N 5M9
Canada
Tel: (905) 858-4211
Fax: (905) 858-0428

Neptune Technology Group Inc.
Ejército Nacional No. 418
Piso 12, Desp. 1201-1202
Col. Chapultepec Morales
Delegación Miguel Hidalgo
11570 México, Distrito Federal
Tel: (525) 55203 5294 / (525) 55203 5708
Fax: (525) 55203 6503




How to Read

It is important to become familiar with the information available from the meter. To identify this information the following icons and displays are helpful.

Table 2 Icons and Displays



Light Sensor, recessed under the small hole near the center of the faceplate of the E-Coder)R900i, supplies the power for the LCD panel (light activated).



Flow/Leak Indicator shows the direction of flow through the meter:

- ON** Water in use
- OFF** Water not in use.
- Flashing** Water is running slowly/low flow indication.



Leak indicator displays a possible leak:

- OFF** No leak indicated.
- Flashing** Intermittent leak indicated. Water used during at least 1/2 of the 15-minute intervals in the last 24 hours (96 15-minute intervals in a 24-hour period).
- Continuous ON** Continuous leak indicated. Water used during all 15-minute intervals in the last 24 hours.



Nine-digit LCD displays the meter reading in billing units of measure.

- Last three digits** Testing units used for meter testing.
- Fifth and sixth reading digits** Reading units.
- First four digits** Typical billing digits.

Common Causes of Leaks


If the leak indicator is flashing or continuously on, the E-Coder)R900i is indicating that a possible leak may exist. Leaks can result from various circumstances. To better help you identify a possible leak, the following table contains some common causes of leak problems that can occur.

Table 3 Possible Leaks

Possible Cause of Leak	Intermittent Leak	Continuous Leak
Outside faucet, garden or sprinkler system leaking	✓	✓
Toilet valve not sealed properly	✓	✓
Toilet running		✓
Faucet in kitchen or bathrooms leaking	✓	✓
Ice maker leaking		✓
Soaker hose in use		✓
Leak between the water meter and the house		✓
Washing machine leaking	✓	✓
Dishwasher leaking	✓	✓
Hot water heater leaking		✓
Watering yard for more than eight hours	✓	✓
Continuous pet feeder		✓
Water-cooled air conditioner or heat pump	✓	✓
Filling a swimming pool		✓
Any continuous use of water for 24 hours		✓

How to Tell if Water is in Use

To determine if water is in use, complete the following steps:

- 1 Check the  flow indicator by closely watching it for two minutes.
- 2 Determine the following conditions:
 - If the arrow is flashing, then water is running very slowly.
 - If the arrow is continuously ON, water is running.
 - If the arrow does not flash, water is not running.

What to Do if There is a Leak


The following checklist can be helpful if the E-Coder)R900i leak indicator shows a possible leak.

Table 4 Checklist for Leaks

- Check all faucets for possible leaks.
- Check all toilets and toilet valves.
- Check the ice maker and water dispenser.
- Check the yard and surrounding grounds for a wet spot or indication of a leaking pipe.

If Continuous Leak is Repaired


If a continuous leak is found and repaired, complete the following steps:

- 1 Use no water for at least 15 minutes.
- 2 Check the  leak icon.

If the leak indicator is continuous ON to flashing, then a leak is no longer indicated.

If Intermittent Leak is Repaired

If an intermittent leak is found and repaired, complete the following steps:

Check the  leak icon after at least 24 hours.

If the leak has been correctly repaired, the leak icon changes from flashing to OFF.

Software

A software update is required for N_SIGHT™ R900 to interpret the advanced feature data communicated from the Neptune E-Coder)R900i.